

# Tree Sustainability and the Depletion of a Precious Natural Resource – Our Urban Trees

DUBUQUE



TREES FOREVER  
Planting a better tomorrow™

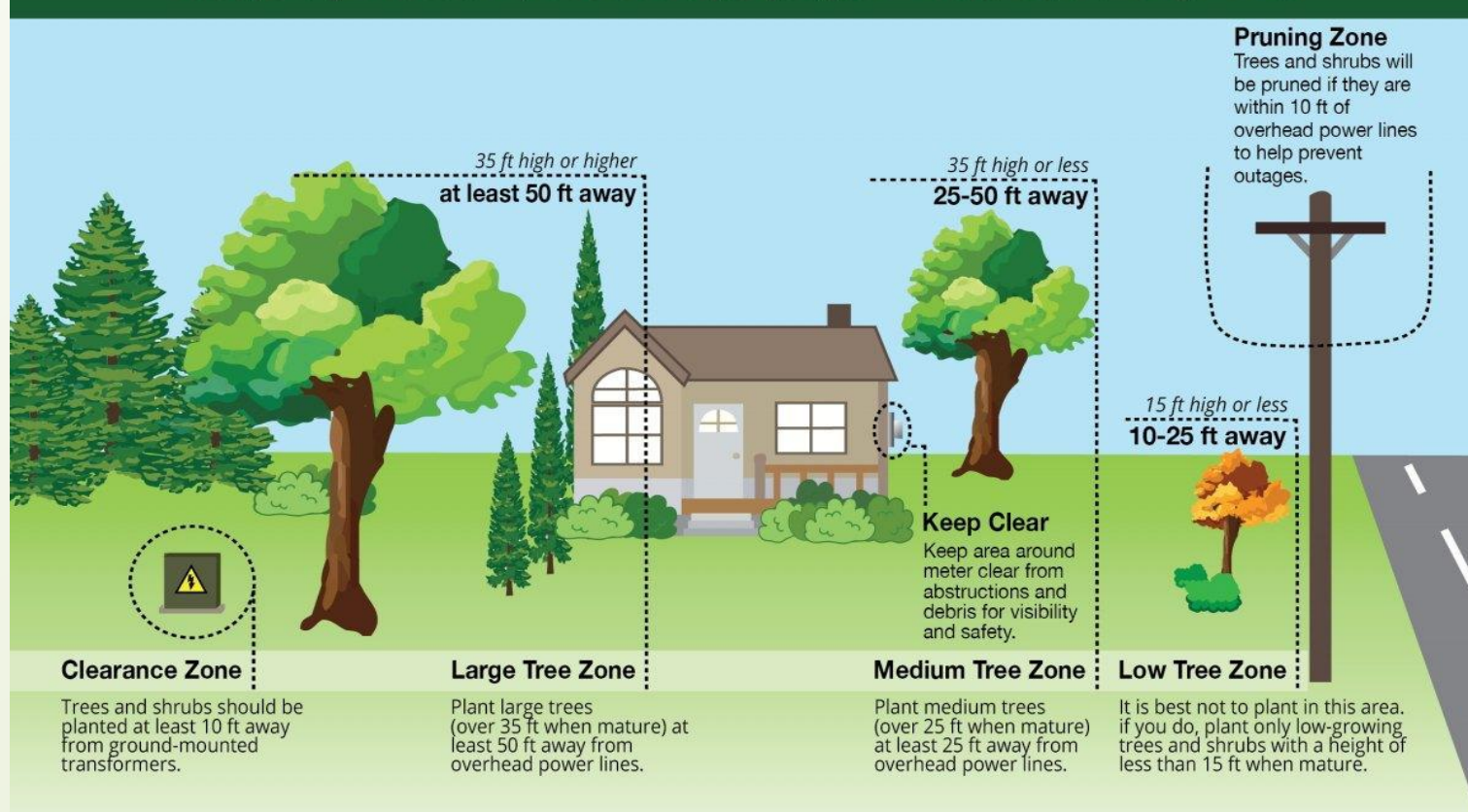


SUSTAINABLE  
DUBUQUE  
*viable • livable • equitable*

# Tree Selection and Planting


## RIGHT TREE, RIGHT PLACE!

Before planting new trees to improve the look of your yard, you will need to keep a few things in mind.






# Locating a planting site

- Adequate space to grow
  - Meets plants cultural needs
  - Serves your purpose
  - Away from obstacles & infrastructure
- 

# Tree Shapes and Sizes



# Select your tree wisely!

The wrong tree in the wrong location can become a challenge and maintenance headache.



# Consider Trees Cultural Conditions



# What to look for in nursery stock

- **Vigorous Plant**
- **Healthy Foliage**
- **Branch Spacing**
- **Trunk Taper**
- **Solid Root Ball – Healthy roots**
- **Abundant Non-circling Roots**





**Think  
it's not  
that  
deep?**

**Think again. 40% of active diggers don't contact 811 before digging because they think their project is too shallow to require it.**

The truth is, utilities can be buried just inches below the surface. The only way to know for sure is to contact 811 before ANY digging project. Contact 811 before you dig.


**[811beforeyoudig.com](http://811beforeyoudig.com)**







# Prepare the root ball

- **Remove excess soil above root flare**
  - **Remove tree from pot**
  - **Deal with circling roots**
- 

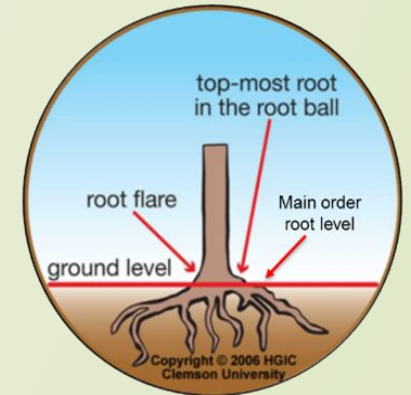




# Stem girdling roots



# Dig your planting hole – Set the tree



# Finishing up

- Backfill
- Water
- Mulch



# Staking and Wrapping

